

Język angielski

luty 2025

SŁOWNICTWO

Colours - Kolory

red- czerwony

yellow- żółty

green- zielony

blue- niebieski

pink- różowy

Toys- zabawki

ball- piłka

doll- lalka

teddy- miś

car- samochód

Body parts- części ciała

head- głowa

shoulders-ramiona

knees- kolana

toes- palce u stóp

eyes- oczy

ears-uszy

mouth- usta

nose- nos

Reagowanie na zwroty:


Hello! -Cześć

Bye,bye! - Pa,pa

See you next time! - Do zobaczenia następnym razem!

What colour is it?- Jaki to kolor?


Thank you! - Dziękuję.



Nauczyciel: mgr Anna Jaros

Grupa : 4-5 latki

Piosenki




<https://www.youtube.com/watch?v=WX8HmogNyCY>

Head, shoulders, knees, and toes, knees and toes.
Head, shoulders, knees, and toes, knees and toes.
And eyes and ears and mouth and nose. Head,
shoulders, knees, and toes, knees and toes.
Let's try it a little faster!

Move!

Move, move, move, move.
Move, move, move, move.
Move, move, move, move.
Move to the right.
Stop!
Raise your arms.
Turn around.
Wiggle your fingers.
Now touch your...head!



<https://www.youtube.com/watch?v=VsgpUHUYuJI>

Mouth, Nose, Knees, Toes

Mouth, mouth, mouth Here's my mouth
Nose, nose, nose, Here's my nose
Knees, knees, knees Here are my knees
Toes, toes, toes Here are my toes
Mouth, nose, knees, toes!



<https://youtu.be/sxAdCV7bpeo?si=Z78juFYyL-31cDdN>

Super Simple Disco

Point your finger!
Wheels on the bus! Roll!
Move on back!
Point. Wheels. Move on back.
Move on back. Point. Wheels. Move on back. Move on
back. Dance!



<https://youtu.be/Dj4W819wIIE?si=6NVKbcWMHhoQk8k1>